

# AF SERIES

## SEWAGE / WASTEWATER SUBMERSIBLE PUMPS

**POWER :** 0.5~15HP (0.4~11kW)  
**MAX.HEAD :** 52.5m (172feet)  
**MAX.FLOW :** 5m<sup>3</sup>/min (300m<sup>3</sup>/h)



### PRODUCT NOMENCLATURE

Example:

80	AF	P	4	2.2
Discharge mm	Type	Impeller type	Phase	HP

■ Pumping sewage from single and multifamily dwellings.  
 ■ Pumping sewage from hotels, restaurants, schools and public buildings.

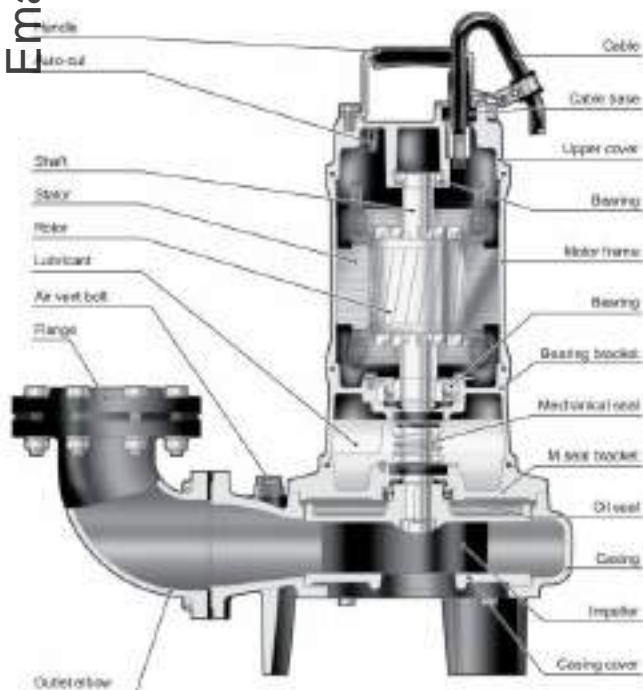
### FEATURE

- International standard design : cable, auto-cut, dry motor silicon carbide mechanical seal, high grade cast iron offering highest quality and performance.
- P/U/E multiple impeller designs to handle sewage solids and/or fibrous substances.
- Superior abrasion resistant mechanical seal manufactured with silicon carbide to ensure the best seal effect.
- Oil lip seal mounted outside of seal chamber stops solids gathering around seal faces.
- Full range offering low to high head and flow capabilities, with compact and easy installation. Also, available with Guide Rail System, which allows automatic remote connection and disconnection without entering the pit.

### APPLICATIONS

- Drainage of waste water from the attenuation tank, purifying tank and sewage tank in water treatment plant.
- Drainage of waste water containing fibrous additives from leather factory, dyeing factory and food processing factory.
- Sewage management, accumulated water, septic tank, stock farm.

PT. Osmo Marina Mandiri  
 Hunting 021 - 29070732  
 Email info@osmomarina.com



10 - 1

PT. Osmo Marina Mandiri  
Hunting 021 – 29070732  
Email info@osmarina.com

# AF SERIES SEWAGE / WASTEWATER SUBMERSIBLE PUMPS

50AFU2.4 · 50AFU2.8 · 50AFU21.5 · 80AFU21.5 · 80AFU22.2 · 80AFU23.7A

## SPECIFICATIONS

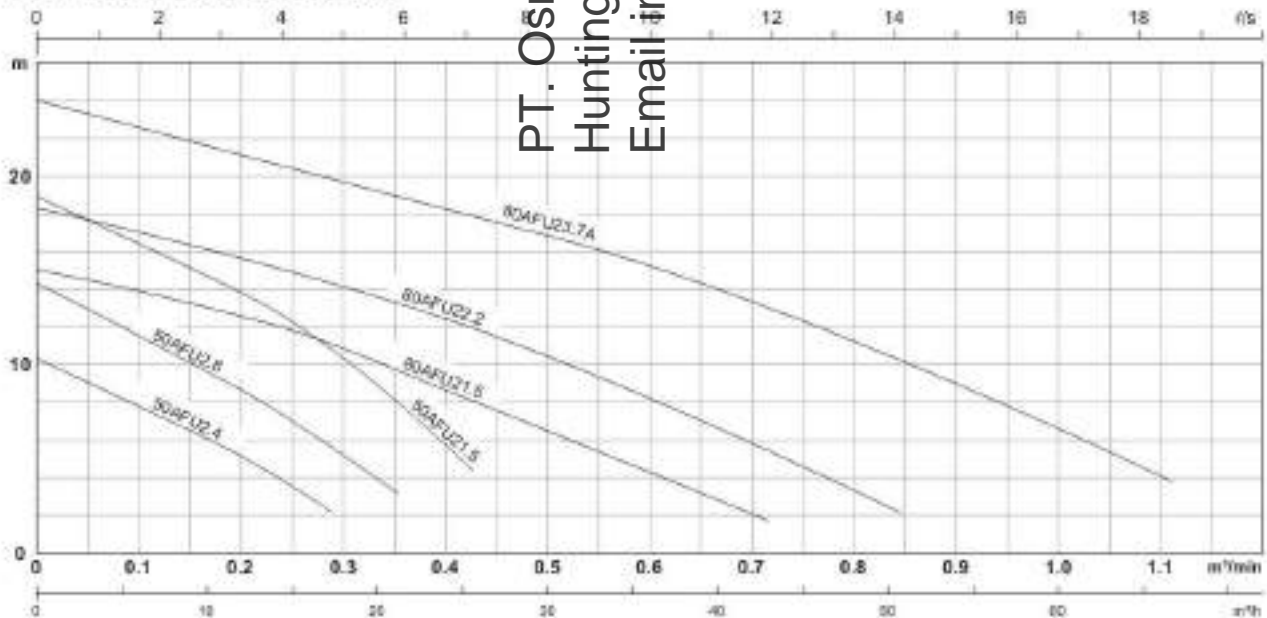
Item	Description
Limits of Use	Liquid Temp. 0-40°C(32-104°F)
	Applications Wastewater · Sewage
Type	Frequency 50Hz
	Motor 2P(3000rpm) · Dry Motor
	Insulation Class B (5HP-Class F)
	Protection IP68
	Protector Auto-cut
	Bearing Ball type
	M.seal Double M.seals
	Impeller Vortex
Material	Upper Cover FC200
	Motor Frame FC200
	Shaft End SUS410(0.5~1HP) · SUS403(2~5HP)
	M.seal CA/CE & SIC/SIC
	Casing FC200
	Impeller FC200
	Cable VCT or HJ7RN-F or SJCW/SOW
Optional -	



U-type Vortex Impeller

Model	Power HP(kW)	Discharge inch(mm)	Standard		MAX		Total Discharge inch(mm)	Weight(W/O Cable)		Phase	Voltage							
			m <sup>3</sup> /min	m <sup>3</sup> /h	m <sup>3</sup> /min	m <sup>3</sup> /h		kg(lb)	kg(lb)		220V	230V	230V	380V	480V	415V	525V	
50AFU2.4	0.5(0.4)	2"(50)	6-0.15	6-9	10-0.32	10-18.2	19(42)	15(40)	Full load Amps	3-4	3-3	2-3	1-4	1-3	1-3	1-1		
50AFU2.8	1(0.75)	2"(50)	8-0.2	8-12	12.5-0.4	12.5-24	20(44)	16(42)		5.2	5.0	3.5	2.0	1.9	1.9	1.5		
50AFU21.5	2(1.5)	2"(50)	14-0.2	14-12	19-0.45	19-36	33(73)	29(64)		10.2	10.0	6.1	3.6	3.5	3.4	2.7		
80AFU21.5	2(1.5)	3"(80)	8.5-0.4	8.5-24	15.5-0.75	15.5-36	35(77)	32(71)		10.2	10.0	6.1	3.6	3.5	3.4	2.7		
80AFU22.2	3(2.2)	3"(80)	12.5-0.4	12.5-24	19-0.85	19-36	38(84)	34(75)		15.0	14.6	8.6	5.1	5.0	4.8	3.8		
80AFU23.7A	5(3.7)	3"(80)	16.5-0.5	16.5-30	24-1.15	24-36	50(110)	46(101)		-	-	14.0	8.4	8.2	7.7	6.2		

## PERFORMANCE CURVES



Model	Power HP(kW)	Discharge inch(mm)	Q: m <sup>3</sup> /min									Q: ft <sup>3</sup> /s							
			0.1	0.2	0.3	0.4	0.5	0.6	0.8	0.6	1.0	2	4	6	8	10	12	14	16
50AFU2.4	0.5(0.4)	2"(50)	7.8	5.1	-	-	-	-	-	-	7.3	3.9	-	-	-	-	-	-	
50AFU2.8	1(0.75)	2"(50)	11.5	8.7	6.2	-	-	-	-	-	11	7.4	-	-	-	-	-	-	
50AFU21.5	2(1.5)	2"(50)	16.4	13.8	10.3	5.7	-	-	-	-	15.9	12.7	7.8	-	-	-	-	-	
80AFU21.5	2(1.5)	3"(80)	13.9	12.8	10.8	8.7	6.5	4.3	-	-	13.7	12	9.6	6.9	4.3	-	-	-	
80AFU22.2	3(2.2)	3"(80)	17.0	15.6	14.1	12.4	10.5	8.2	3.9	-	16.8	15.1	13.1	10.8	8.2	5.4	2.3	-	
80AFU23.7A	5(3.7)	3"(80)	22.6	21.2	19.8	16.3	16.8	15.3	11.2	6.6	22.3	20.6	18.0	17.1	15.3	12.9	10.4	7.6	

PT. Osmo Marina Mandiri  
 Hunting 021 - 29070732  
 Email info@osmarina.com

PT. Osmo Marina Mandiri  
Hunting 021 – 29070732  
Email info@osmarina.com

# AF SERIES SEWAGE / WASTEWATER SUBMERSIBLE PUMPS 80AFU25.5 · 80AFU27.5 · 80AFU211

## SPECIFICATIONS

Item	Description
Limits of Use	Liquid Temp. 0-40°C(32-104°F)
	Applications Wastewater · Sewage
Type	Frequency 50Hz
	Motor 2P(3000rpm) · Dry Motor
	Insulation Class F
	Protection IP68
	Protector Auto-out(7.5-10HP) · MTS & MS(15HP)
	Bearing Ball type
	M.seal Double M.seals
Material	Upper Cover FC200
	Motor Frame FC200
	Shaft End SUS403(7.5-10HP) · SUS420J2(15HP)
	M.seal CA/CE & SIC/SIC
	Casing FC200
	Impeller FC200
	Cable VCT or H07RN-F or SOW
Optional -	



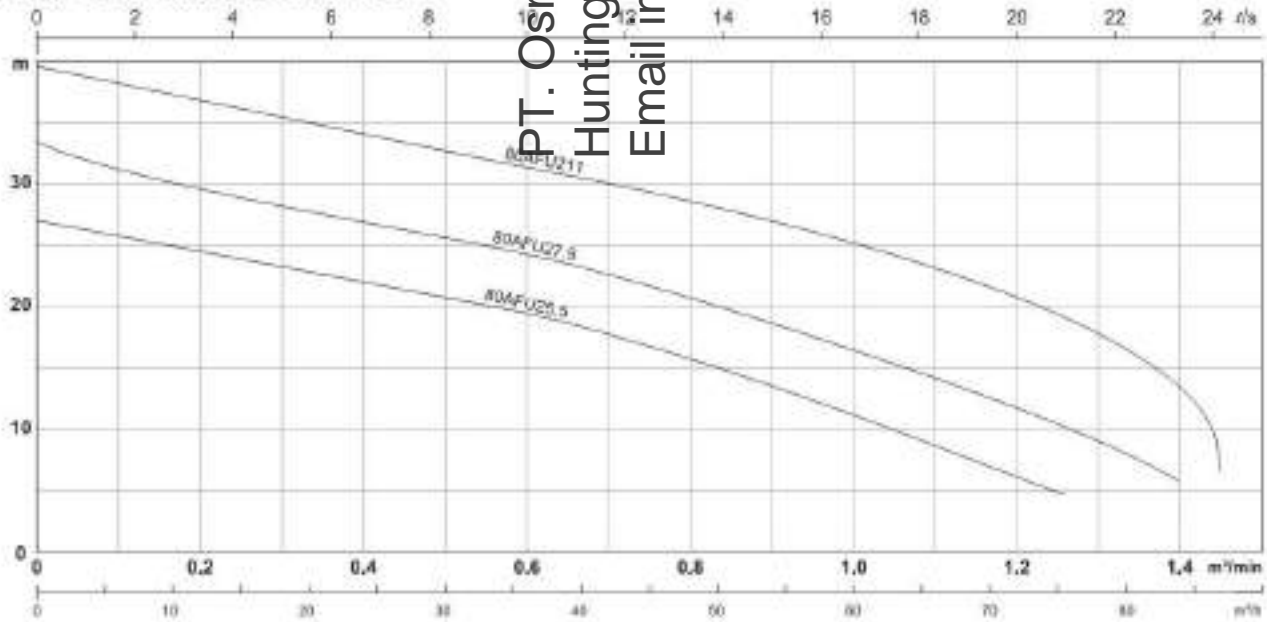
U-type Vortex Impeller



80AFU25.5 · 80AFU27.5 · 80AFU211

Model	Power HP(kW)	Discharge inch(mm)	Standard		MAX		Solid Particle Size (inch)	Weight(W/O Cable)		Phase	Voltage							
			m <sup>3</sup> /min	m <sup>3</sup> /h	m <sup>3</sup> /min	m <sup>3</sup> /h		0-kg(lb)	30-kg(lb)		220V	230V	230V	380V	400V	415V	525V	
80AFU25.5	7.5(5.5)	3"(80)	19.5-0.6	19.5-36	27.5-1.3	27.5-36	2"	-	68(150)	Full load Amperes	-	-	20.2	11.7	11.3	11.2	8.8	
80AFU27.5	10(7.5)	3"(80)	24-0.6	24-36	34-1.45	34-36	2"	-	74(163)		-	-	26.0	15.3	14.5	14.4	11.4	
80AFU211	15(11)	3"(80)	31.5-0.6	31.5-60	40-1.5	40-36	2"	-	85(187)		-	-	39.0	22.2	21.6	21.6	17.1	

## PERFORMANCE CURVES



Model	Power HP(kW)	Discharge inch(mm)	Q <sub>m</sub> /min								Q <sub>L</sub> /s	H:m							
			6.2	0.4	0.6	0.8	1.0	1.2	1.4	2		4	6	8	10	14	18	22	
80AFU25.5	7.5(5.5)	3"(80)	24.5	21.0	19.5	15.6	11.0	5.8	-	H:m	25.8	24.0	22.4	20.9	19.5	14.7	9.0	-	
80AFU27.5	10(7.5)	3"(80)	29.5	25.8	24.2	20.6	16.5	11.9	-		30.7	29.0	27.4	25.6	24.2	19.9	14.7	8.6	
80AFU211	15(11)	3"(80)	36.8	34.0	31.4	28.0	25.2	20.4	13.4		37.9	36.2	34.6	33.0	31.4	26.0	23.6	17.1	

PT. Osmo Marina Mandiri  
 Hunting 021 - 29070732  
 Email info@osmarina.com

PT. Osmo Marina Mandiri  
Hunting 021 – 29070732  
Email info@osmarina.com

# AF SERIES SEWAGE / WASTEWATER SUBMERSIBLE PUMPS

50AFU2.4L · 50AFU2.8L · 80AFU21.5L · 80AFU22.2L · 80AFU23.7LA

## SPECIFICATIONS

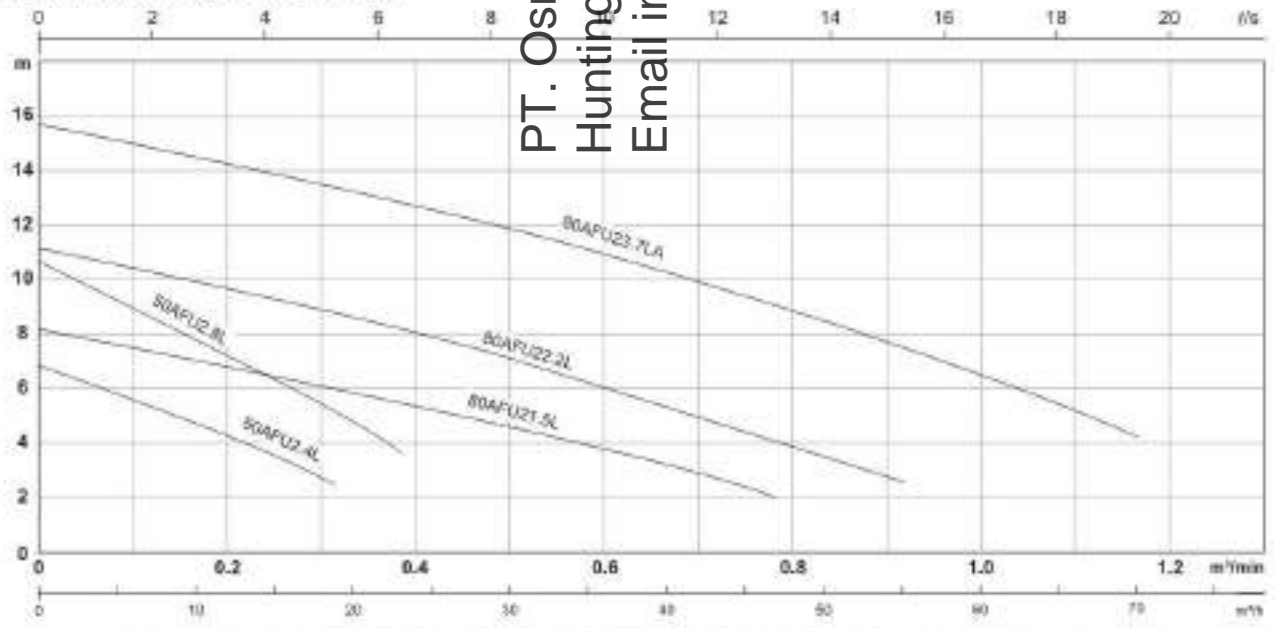
Item	Description
Limits of Use	Liquid Temp. 0-40°C(32-104°F)
	Applications Wastewater · Sewage
Type	Frequency 50Hz
	Motor 2P(3000rpm) · Dry Motor
	Insulation Class B (5HP-Class F)
	Protection IP68
	Protector Auto-cut
	Bearing Ball type
	M.seal Double M.seals
	Impeller Vortex
Material	Upper Cover FC200
	Motor Frame FC200
	Shaft End SUS410(0.5~1HP) · SUS403(3~5HP)
	M.seal CA/CE & SIC/SIC
	Casing FC200
	Impeller FC200
	Cable VCT or HJ7RN-F or SJOW/SOW
Optional -	



U-type Vortex Impeller

Model	Power HP(kW)	Discharge inch(mm)	Standard		MAX		Weight(W/O Cable)		Phase	Voltage						
			m <sup>3</sup> /min	m <sup>3</sup> /h	m <sup>3</sup> /min	m <sup>3</sup> /h	kg(lb)	kg(lb)		220V	230V	230V	300V	400V	415V	525V
50AFU2.4L	0.5(0.4)	2"(50)	4-0.22	4-13.2	7-0.38	7-2.2	20(44)	19(42)	Full load Amperes	3.4	3.3	2.3	1.4	1.3	1.3	1.1
50AFU2.8L	1(0.75)	2"(50)	6.5-0.25	6.5-15	10-0.42	10-2.5	22(49)	21(46)		5.2	5.0	3.5	2.0	1.9	1.9	1.5
80AFU21.5L	2(1.5)	3"(80)	4.5-0.5	4.5-30	8-0.85	8-7.5	38(84)	34(75)		10.2	10.0	6.1	3.6	3.5	3.4	2.7
80AFU22.2L	3(2.2)	3"(80)	7-0.5	7-30.0	11-0.95	11-7.5	40(88)	36(79)		15.0	14.6	8.6	5.1	5.0	4.8	3.8
80AFU23.7LA	5(3.7)	3"(80)	11-0.6	11-36	16-1.2	16-10	-	48(106)		-	-	14.0	8.4	8.2	7.7	6.2

## PERFORMANCE CURVES



Model	Power HP(kW)	Discharge inch(mm)	Q: m <sup>3</sup> /min										Q: l/s							
			0.1	0.2	0.3	0.4	0.5	0.6	0.8	1.0	2	4	6	8	10	12	14	16		
50AFU2.4L	0.5(0.4)	2"(50)	5.8	4.5	2.7	-	-	-	-	-	-	-	-	5.3	3.7	-	-	-	-	-
50AFU2.8L	1(0.75)	2"(50)	8.0	7.2	5.5	-	-	-	-	-	-	-	-	8.6	6.5	4.3	-	-	-	-
80AFU21.5L	2(1.5)	3"(80)	7.5	6.8	6.1	5.4	4.6	3.8	-	-	-	-	-	7.3	6.5	5.7	4.7	3.8	2.7	-
80AFU22.2L	3(2.2)	3"(80)	10.4	9.6	8.9	8.0	7.1	6.0	3.9	-	-	-	-	10.2	9.3	8.3	7.3	6.0	4.7	3.4
80AFU23.7LA	5(3.7)	3"(80)	15.0	14.2	13.5	12.7	11.8	10.9	8.0	6.5	-	-	-	14.8	13.9	13.0	12.0	10.9	9.7	8.3

PT. Osmo Marina Mandiri  
 Hunting 021-29070732  
 Email info@osmarina.com

PT. Osmo Marina Mandiri  
Hunting 021 – 29070732  
Email info@osmarina.com



# AF SERIES SEWAGE / WASTEWATER SUBMERSIBLE PUMPS 80AFU25.5L · 80AFU27.5L · 80AFU211L

## SPECIFICATIONS

Item	Description
Limits of Use	Liquid Temp. 0-40°C(32-104°F)
	Applications Wastewater · Sewage
Type	Frequency 50Hz
	Motor 2P(3000rpm) · Dry Motor
	Insulation Class F
	Protection IP68
	Protector Auto-out(7.5-10HP) · MTS & MS(15HP)
	Bearing Ball type
	M.seal Double M.seals
	Impeller Vortex
Material	Upper Cover FC200
	Motor Frame FC200
	Shaft End SUS403(7.5-10HP) · SUS420J2(15HP)
	M.seal CA/CE & SIC/SIC
	Casing FC200
	Impeller FC200
	Cable VCT or H07RN-F or SOW
Optional -	



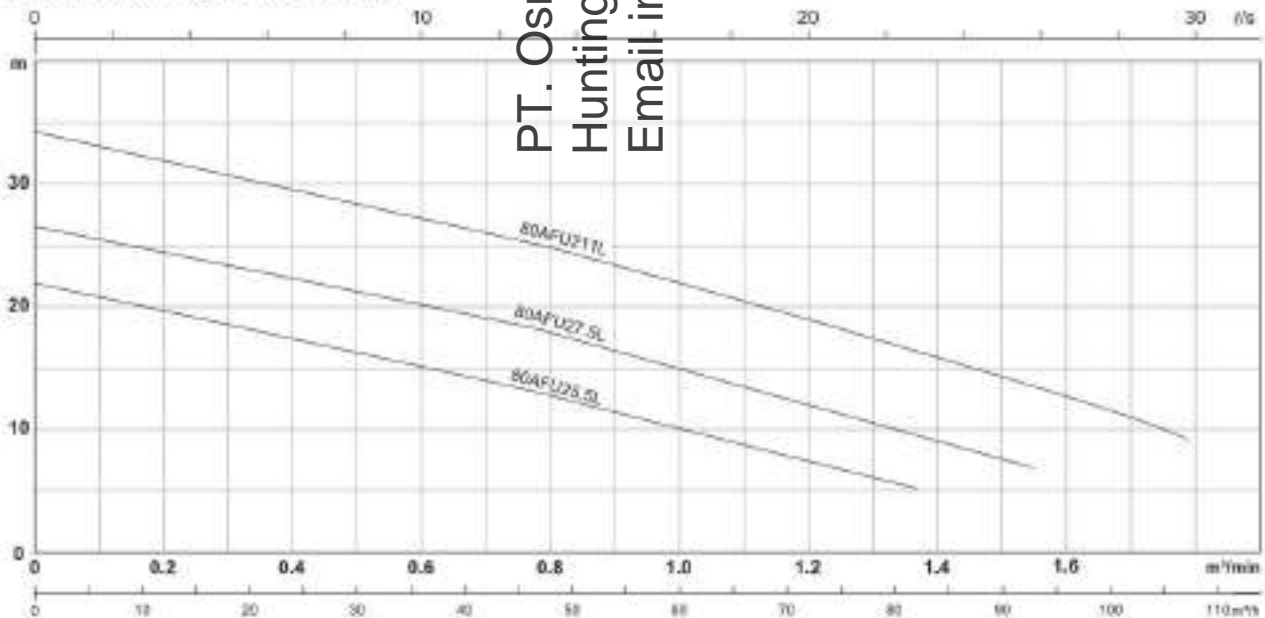
U-type Vortex Impeller



80AFU25.5L · 80AFU27.5L · 80AFU211L

Model	Power HP(kW)	Discharge inch(mm)	Standard		MAX		Weight(W/O Cable)		Phase	1Ø	1Ø	3Ø	3Ø	3Ø	3Ø	3Ø
			m <sup>3</sup> /min	m <sup>3</sup> /h	m <sup>3</sup> /min	m <sup>3</sup> /h	kg(lb)	kg(lb)								
80AFU25.5L	7.5(5.5)	3"(80)	13-0.6	13-48	22-1.4	22-53	-	70(154)	Full load Ampere	-	-	20.2	11.7	11.3	11.2	6.8
80AFU27.5L	10(7.5)	3"(80)	17.5-0.8	17.5-48	27-1.6	27-53	-	76(168)		-	-	26.0	15.3	14.5	14.4	11.4
80AFU211L	15(11)	3"(80)	24.5-0.8	24.5-48	34-1.85	34-53	-	87(192)		-	-	39.0	22.2	21.6	21.6	17.1

## PERFORMANCE CURVES



Model	Power HP(kW)	Discharge inch(mm)	Q: m <sup>3</sup> /min										Q: l/s							
			0.2	0.4	0.6	0.8	1	1.2	1.4	1.6	2	4	8	12	16	20	24	28		
80AFU25.5L	7.5(5.5)	3"(80)	19.7	17.4	15.2	12.8	10.1	7.4	-	-	-	-	-	-	-	-	-	-		
80AFU27.5L	10(7.5)	3"(80)	24.4	22.3	20.2	18.0	15.0	12.0	9.0	-	-	-	-	-	-	-	-	-		
80AFU211L	15(11)	3"(80)	31.9	29.6	27.2	24.8	22.0	19.0	15.8	12.7	-	-	-	-	-	-	-	-		

PT. Osmo Marina Mandiri  
 Hunting 021 - 29070732  
 Email info@osmarina.com

PT. Osmo Marina Mandiri  
Hunting 021 – 29070732  
Email info@osmarina.com

# AF SERIES SEWAGE / WASTEWATER SUBMERSIBLE PUMPS 50AFU4.4 · 50AFU4.8 · 80AFU41.5 · 80AFU42.2 · 80AFU43.7

## SPECIFICATIONS

Item	Description
Limits of Use	Liquid Temp. 0-40°C(32-104°F)
	Applications Wastewater · Sewage
Type	Frequency 50Hz
	Motor 4P(1500rpm) · Dry Motor
	Insulation Class B (5HP-Class F)
	Protection IP68
	Protector Auto-cut
	Bearing Ball type
	M.seal Double M.seals
	Impeller Vortex
Material	Upper Cover FC200
	Motor Frame FC200
	Shaft End SUS403
	M.seal CA/CE & SIC/SIC
	Casing FC200
	Impeller FC200
	Cable VCT or HJ7RN-F or SJCW/SOW
Optional -	



50AFU4.4 · 50AFU4.8



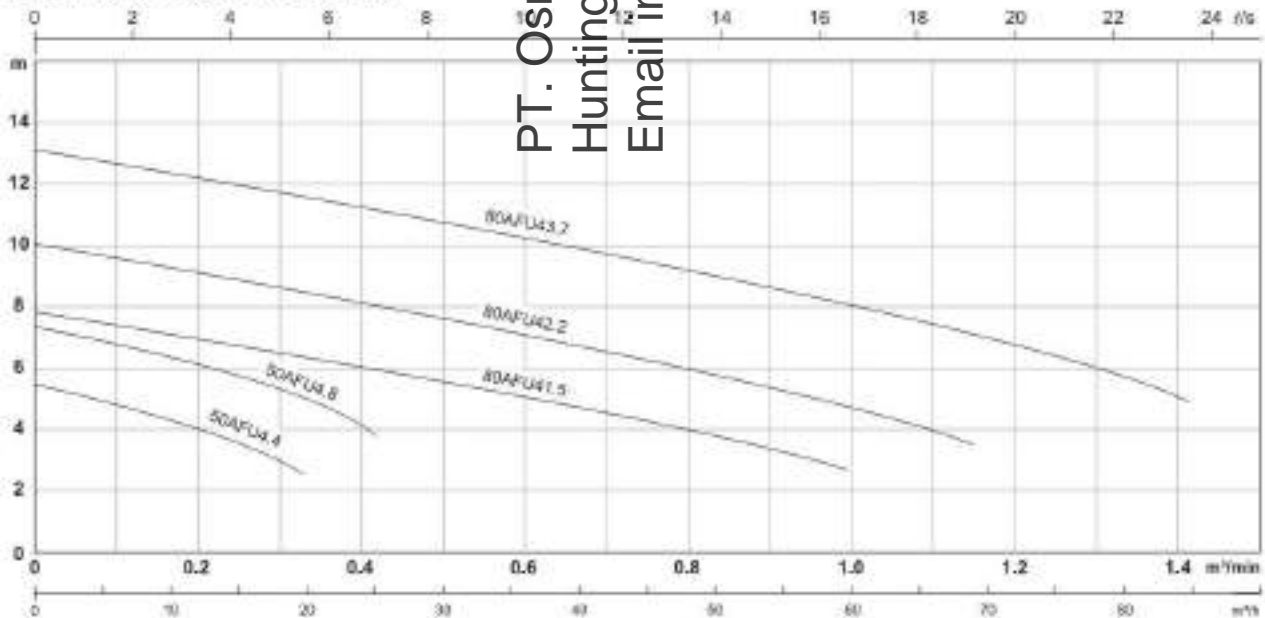
80AFU41.5 · 80AFU42.2 · 80AFU43.7



U-type Vortex Impeller

Model	Power HP(kW)	Discharge inch(mm)	Standard		MAX		Full Discharge Weight(W/O Cable)		Phase	Voltage						
			m <sup>3</sup> /min	m <sup>3</sup> /h	m <sup>3</sup> /min	m <sup>3</sup> /h	kg(lb)	kg(lb)		220V	230V	230V	300V	400V	415V	525V
50AFU4.4	0.5(0.4)	2"(50)	3.5-0.25	3.5-15	5.5-0.4	5.5-15	30(66)	28(62)	Full load Amperes	3.2	3.1	2.2	1.3	1.3	1.2	1.0
50AFU4.8	1(0.75)	2"(50)	5-0.3	5-18	7.5-0.5	7.5-18	30(66)	29(64)		5.4	5.2	3.5	2.1	2.0	2.0	1.6
80AFU41.5	2(1.5)	3"(80)	5-0.6	5-36	8-1.1	8-36	47(104)	47(104)		10.4	10.2	6.6	3.9	3.8	3.8	2.9
80AFU42.2	3(2.2)	3"(80)	7-0.6	7-36	10-1.2	10-36	-	57(126)		-	-	9.2	5.5	5.4	5.1	4.1
80AFU43.7	5(3.7)	3"(80)	10-0.6	10-36	13-1.5	13-36	-	65(143)		-	-	15.2	8.8	8.8	8.4	6.7

## PERFORMANCE CURVES



Model	Power HP(kW)	Discharge inch(mm)	Q (m³/min)									Q (l/s)						
			0.1	0.2	0.3	0.4	0.6	0.8	1	1.2	2	4	6	8	10	12	18	20
50AFU4.4	0.5(0.4)	2"(50)	4.8	4.0	3.0	-	-	-	-	-	4.7	3.7	-	-	-	-	-	-
50AFU4.8	1(0.75)	2"(50)	6.8	5.1	5.3	4.1	-	-	-	6.7	5.8	4.7	-	-	-	-	-	-
80AFU41.5	2(1.5)	3"(80)	7.4	7.0	6.5	6.1	5.1	4.0	-	7.3	6.8	6.2	5.7	5.1	4.4	3.0	-	-
80AFU42.2	3(2.2)	3"(80)	9.6	9.1	8.6	8.1	7.1	6.0	4.7	9.5	8.9	8.3	7.7	7.1	6.4	5.0	-	-
80AFU43.7	5(3.7)	3"(80)	12.7	12.2	11.6	11.3	10.2	9.2	8.1	12.6	12.0	11.4	10.8	10.2	9.6	8.3	6.8	-

PT. Osmo Marina Mandiri  
 Hunting 021 - 29070732  
 Email info@osmonarina.com

PT. Osmo Marina Mandiri  
Hunting 021 – 29070732  
Email info@osmarina.com

# AF SERIES SEWAGE / WASTEWATER SUBMERSIBLE PUMPS 100AFU45.5 · 100AFU47.5

## SPECIFICATIONS

Item	Description
Limits of Use	Liquid Temp. 0-40°C(32-104°F)
	Applications Wastewater · Sewage · Industrial Wastewater
Type	Frequency 50Hz
	Motor 4P(1500rpm) · Dry Motor
	Insulation Class F
	Protection IP68
	Protector Auto-cut
	Bearing Ball type
	M seal Double M seals
	Impeller Vortex
Material	Upper Cover FC200
	Motor Frame FC200
	Shaft End SUS420J2
	M seal CA/CE & SIC/SIC
	Casing FC200
	Impeller FC200
Optional	-
Cable	VCT or H07RN-F or SOW



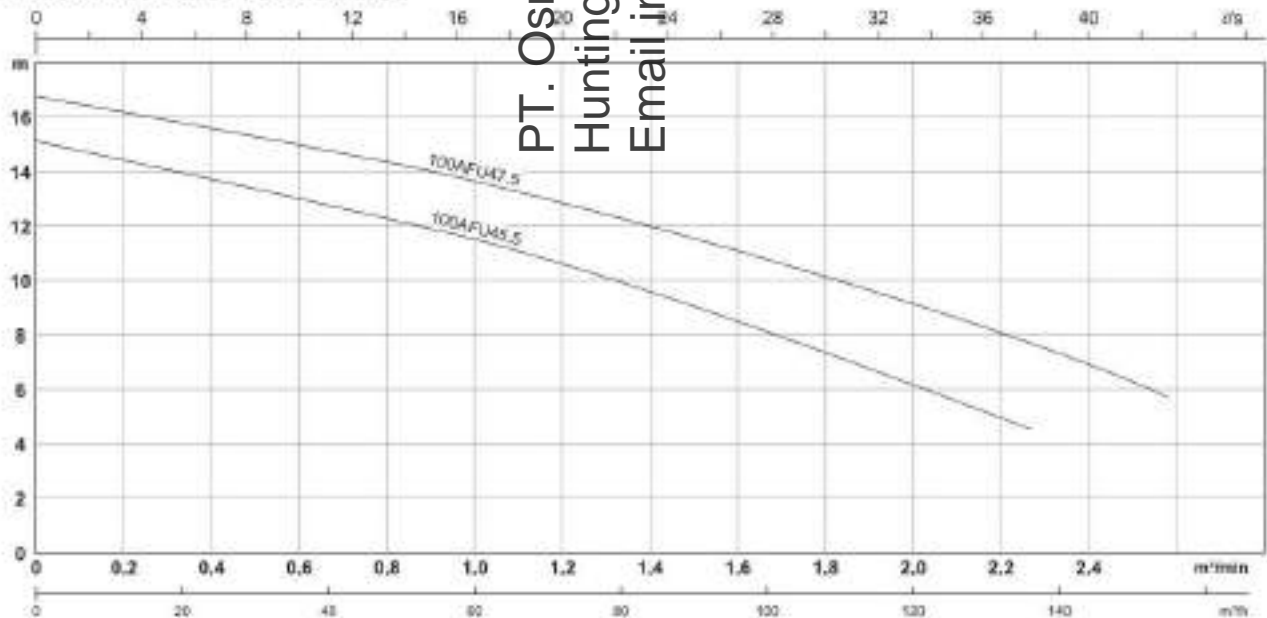
U Type Self-open Impeller



100AFU45.5 · 100AFU47.5

Model	Power HP(kW)	Discharge Inch(mm)	Standard		MAX		Weight(W/O Cable) 0-kg(lb)	Phase	Voltage						
			m <sup>3</sup> /min	m <sup>3</sup> /h	m <sup>3</sup> /min	m <sup>3</sup> /h			220V	230V	230V	380V	400V	415V	525V
100AFU45.5	7.5(5.5)	4"(100)	11-1.0	11-60	15.5-2.3	15.5-60	96(212)	Full load Ampere	-	-	22.2	12.6	12.3	12.3	9.8
100AFU47.5	10(7.5)	4"(100)	13.5-1.0	13.5-60	17.5-2.6	17.5-60	105(231)	-	-	28.8	16.3	16.0	16.0	12.6	

## PERFORMANCE CURVES



Model	Power HP(kW)	Discharge Inch(mm)	Q: m <sup>3</sup> /min								Q: l/s	H: m							
			0.4	0.6	0.8	1.0	1.2	1.6	2	2.4		5	10	15	20	25	30	35	40
100AFU45.5	7.5(5.5)	4"(100)	13.7	13.0	12.3	11.5	10.8	8.5	8.2	-	14.1	13.0	11.9	10.8	9.1	7.4	5.6	-	
100AFU47.5	10(7.5)	4"(100)	15.8	15.0	14.4	13.7	12.9	11.1	9.2	8.9	15.0	15.0	14.0	12.9	11.8	10.2	8.6	6.9	

PT. Osmo Marina Mandiri  
 Hunting 021 - 29070732  
 Email info@osmomarina.com

PT. Osmo Marina Mandiri  
Hunting 021 – 29070732  
Email info@osmarina.com

# AF SERIES SEWAGE / WASTEWATER SUBMERSIBLE PUMPS 80AFP21.5 · 80AFP22.2 · 80AFP23.7A

## SPECIFICATIONS

Item		Description
Limits of Use	Liquid Temp.	0-40°C(32-104°F)
	Applications	Wastewater · Sewage
Type	Frequency	50Hz
	Motor	2P(3000rpm) · Dry Motor
	Insulation	Class B (5HP-Class F)
	Protection	IP68
	Protector	Auto-cut
	Bearing	Ball type
	M.seal	Double M.seals
Material	Impeller	Semi-open
	Upper Cover	FC200
	Motor Frame	FC200
	Shaft End	SUS403
	M.seal	CA/CE & SIC/SIC
	Casing	FC200
	Impeller	FC200
Optional		VCT or HJ7RN-F or SJCW/SOW



80AFP21.5 · 80AFP22.2



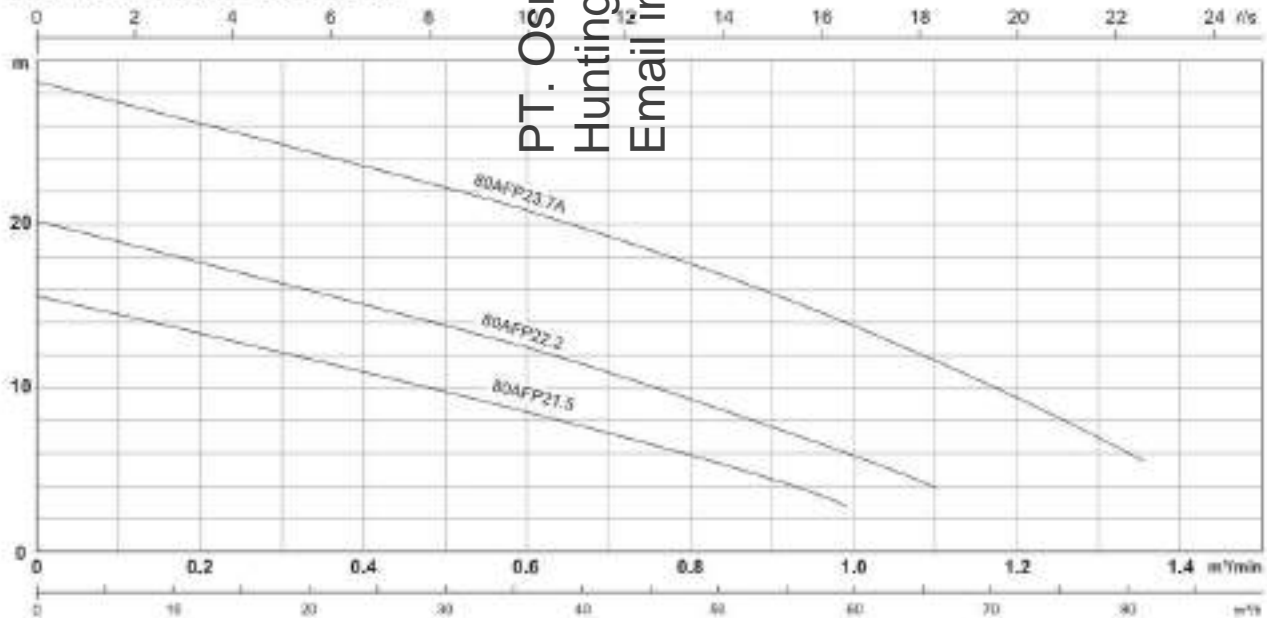
80AFP23.7A



P-type Semi-open Impeller

Model	Power HP(kW)	Discharge inch(mm)	Standard		MAX		Solid Discharge (inch)	Weight(W/D Cable)		Phase	Voltage							
			m <sup>3</sup> /min	m <sup>3</sup> /h	m <sup>3</sup> /min	m <sup>3</sup> /h		Ø-kg(lb)	3Ø-kg(lb)		220V	230V	230V	3ØV	400V	415V	525V	
80AFP21.5	2(1.5)	3"(80)	6.5-0.6	8.5-36	15.5-1.06	15.5-36	1.7"	37(82)	33(73)	Full load Amperes	10.2	10.0	6.1	3.6	3.5	3.4	2.7	
80AFP22.2	3(2.2)	3"(80)	12.5-0.6	12.5-36	19-1.16	19-36	1.7"	40(88)	35(77)		15.0	14.8	8.6	5.1	5.0	4.8	3.8	
80AFP23.7A	5(3.7)	3"(80)	20.5-0.6	20.5-36	26.5-1.4	26.5-36	1.7"	-	46(100)		-	-	-	14.0	6.4	6.2	7.7	6.2

## PERFORMANCE CURVES



Model	Power HP(kW)	Discharge inch(mm)	Q: m <sup>3</sup> /min										Q: l/s							
			0.1	0.2	0.3	0.4	0.6	0.8	1.0	1.2	2	4	6	8	10	12	16	20		
80AFP21.5	2(1.5)	3"(80)	14.5	13.4	12.2	11.0	8.6	5.9	-	-	14.3	12.9	11.5	10.0	8.6	7.0	3.4	-		
80AFP22.2	3(2.2)	3"(80)	19.0	17.6	16.4	15.1	12.5	9.4	5.9	-	18.7	17.2	15.8	14.1	12.5	10.6	6.6	-		
80AFP23.7A	5(3.7)	3"(80)	27.4	26.2	24.9	23.6	20.9	17.6	13.6	9.4	27.2	25.7	24.1	22.3	20.9	19.0	14.6	9.4		

PT. Osmo Marina Mandiri  
 Hunting 021 - 29070732  
 Email info@osmarina.com

PT. Osmo Marina Mandiri  
Hunting 021 – 29070732  
Email info@osmarina.com



# AF SERIES SEWAGE / WASTEWATER SUBMERSIBLE PUMPS 80(100)AFP25.5 · 80(100)AFP27.5 · 80(100)AFP211

## SPECIFICATIONS

Item	Description
Limits of Use	Liquid Temp. 0-40°C(32-104°F)
	Applications Wastewater · Sewage
Type	Frequency 50Hz
	Motor 2P(3000rpm) · Dry Motor
	Insulation Class F
	Protection IP68
	Protector Auto-out(7.5-10HP) · MTS & MS(15HP)
	Bearing Ball type
	M.seal Double M.seals
Material	Impeller Semi-open
	Upper Cover FC200
	Motor Frame FC200
	Shaft End SUS403(7.5-10HP) · SUS420J2(15HP)
Optional	M.seal CA/CE & SIC/SIC
	Casing FC200
	Impeller FC200
	Cable VCT or H07RN-F or SOW



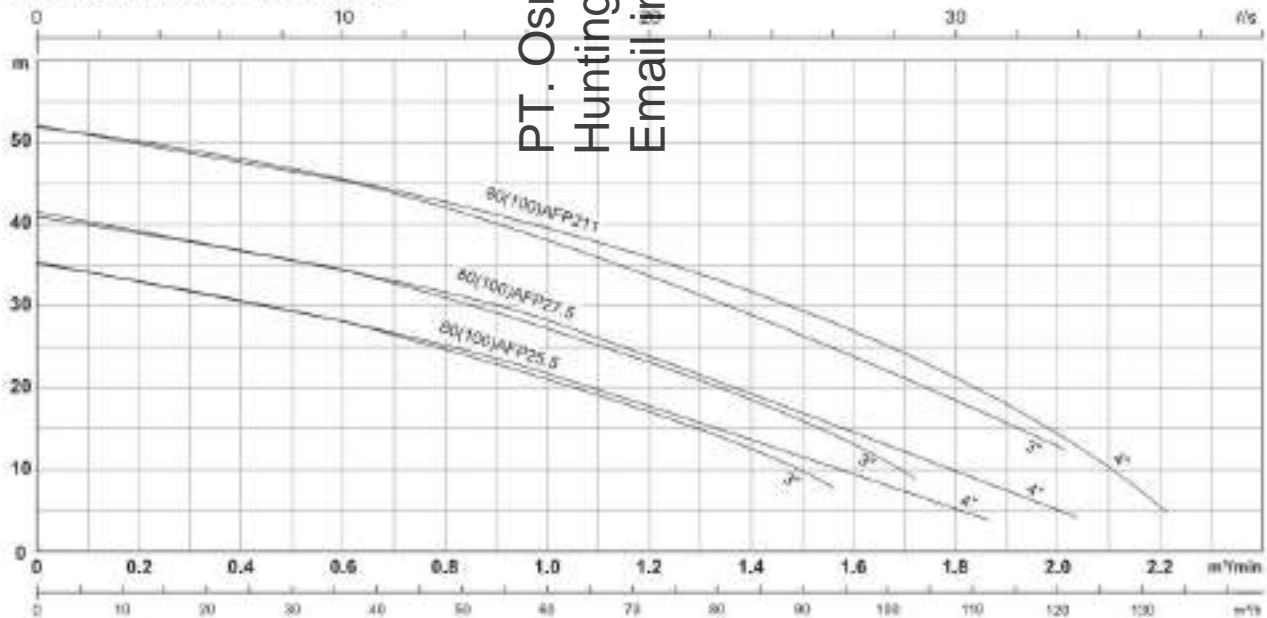
P Type Semi-open Impeller



80(100)AFP25.5 · 80(100)AFP27.5 · 80(100)AFP211

Model	Power HP(kW)	Discharge inch(mm)	Standard		MAX		Solid Discharge inch(mm)	Weight(W/O Cable)		Phase Voltage	Full load Amperes							
			m <sup>3</sup> /min	m <sup>3</sup> /h	m <sup>3</sup> /min	m <sup>3</sup> /h		kg(lb)	kg(lb)		1Ø	1Ø	3Ø	3Ø	3Ø	3Ø	3Ø	
80(100)AFP25.5	7.5(5.5)	3"(80)	25-0.6	28-36	35-1.6	35-2.4	2.2"	-	75(165)	Full load Amperes	220V	-	-	20.2	11.7	11.3	11.2	8.8
		4"(100)	21.5-1.0	21.5-60	35-1.9	35-2.4	2.2"	-	75(165)		230V	-	-	20.2	11.7	11.3	11.2	8.8
80(100)AFP27.5	10(7.5)	3"(80)	34.5-0.6	34.5-36	41.5-1.75	41.5-2.4	2.2"	-	81(179)		230V	-	-	20.0	15.3	14.0	14.4	11.4
		4"(100)	28-1.0	28-60	41.5-2.05	41.5-2.4	3.0(1 1/4)"	-	81(179)		380V	-	-	25.0	15.3	14.5	14.4	11.4
80(100)AFP211	15(11)	3"(80)	45-0.8	45-36	52.5-2.05	52.5-2.4	3.0(1 1/4)"	-	91(201)		480V	-	-	30.0	22.2	21.6	21.6	17.1
		4"(100)	39.5-1.0	39.5-60	52.5-2.3	52.5-2.4	3.0(1 1/4)"	-	91(201)		415V	-	-	39.0	22.2	21.6	21.6	17.1

## PERFORMANCE CURVES



Model	Power HP(kW)	Discharge inch(mm)	Q: m <sup>3</sup> /min Q: m <sup>3</sup> /h	H: m								Q: l/s							
				0.2	0.4	0.6	0.8	1	1.2	1.6	2	4	8	12	16	20	24	28	32
80(100)AFP25.5	7.5(5.5)	3"(80)	12	33.0	30.6	28.2	24.9	21.1	17.2	-	-	32.5	29.6	26.2	21.9	17.2	11.6	-	-
		4"(100)	24	33.1	30.7	28.2	25.2	21.8	17.8	9.5	-	-	32.6	29.7	26.5	22.6	17.8	12.9	7.8
80(100)AFP27.5	10(7.5)	3"(80)	12	39.2	36.9	34.5	31.0	27.3	23.2	13.1	-	38.8	35.9	32.4	28.0	23.2	17.6	10.5	-
		4"(100)	24	39.0	36.8	34.4	31.7	28.4	23.9	14.6	5.0	-	38.6	35.8	32.6	29.1	23.9	18.4	12.7
80(100)AFP211	15(11)	3"(80)	12	49.9	47.7	45.4	42.1	38.2	33.7	23.9	12.8	49.4	46.8	43.6	39.0	33.7	28.0	21.8	15.2
		4"(100)	24	50.1	48.1	45.6	42.8	38.6	36.0	27.0	14.4	-	49.8	47.2	44.0	40.2	36.0	30.9	24.8

PT. Osmo Marina Mandiri  
 Hunting 021 - 29070732  
 Email info@osmarina.com

PT. Osmo Marina Mandiri  
Hunting 021 – 29070732  
Email info@osmarina.com

# AF SERIES SEWAGE / WASTEWATER SUBMERSIBLE PUMPS

## 80AFP41.5 · 80AFP42.2 · 80(100)AFP43.7

### SPECIFICATIONS

Item	Description
Limits of Use	Liquid Temp. 0-40°C(32-104°F)
	Applications Wastewater · Sewage
Type	Frequency 50Hz
	Motor 4P(1500rpm) · Dry Motor
	Insulation Class B (5HP-Class F)
	Protection IP68
	Protector Auto-cut
	Bearing Ball type
	M.seal Double M.seals
	Impeller Semi-open
Material	Upper Cover FC200
	Motor Frame FC200
	Shaft End SUS403
	M.seal CA/CE & SIC/SIC
	Casing FC200
	Impeller FC200
	Cable VCT or HJ7RN-F or SJCW/SOW
Optional -	



80AFP41.5



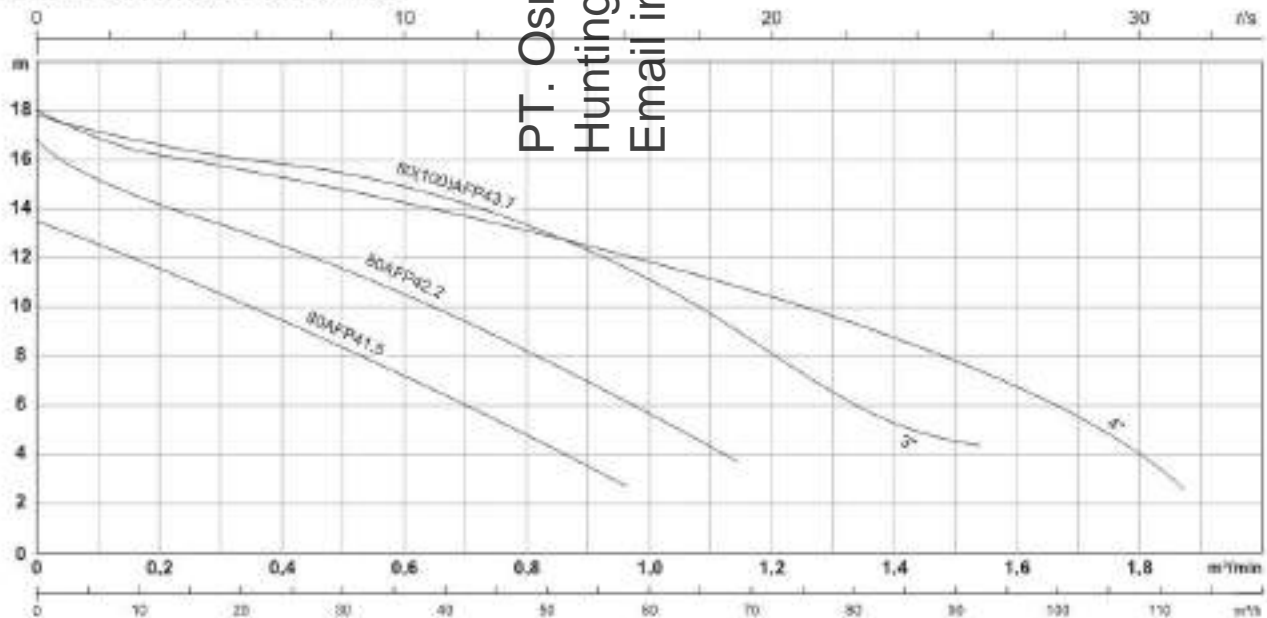
80AFP42.2 · 80(100)AFP43.7



P-type Semi-open Impeller

Model	Power HP(kW)	Discharge inch(mm)	Standard		MAX		Full load Amps	Weight(W/O Cable) 3Ø-kg(lb)	Phase	Voltage						
			m <sup>3</sup> /min	m <sup>3</sup> /h	m <sup>3</sup> /min	m <sup>3</sup> /h				220V	230V	230V	380V	480V	415V	525V
80AFP41.5	2(1.5)	3"(80)	8-0.5	8-30	13.5-1.1	13.5-30	47(104)	47(104)	Full load Amps	10.4	10.2	6.6	3.9	3.8	3.6	2.9
80AFP42.2	3(2.2)	3"(80)	10-0.6	10-36	16.5-1.2	16.5-36	58(128)	58(128)		-	-	9.2	5.5	5.4	5.1	4.1
80(100)AFP43.7	5(3.7)	3"(80) 4"(100)	14.5-0.6	14.5-60	17.5-1.8	17.5-60	67(148)	67(148)		-	-	15.2	8.8	8.8	8.4	6.7

### PERFORMANCE CURVES



Model	Power HP(kW)	Discharge inch(mm)	Q: m <sup>3</sup> /min									Q: l/s								
			0.2	0.4	0.6	0.8	1	1.2	1.4	1.6	2	4	8	12	16	20	24	28		
80AFP41.5	2(1.5)	3"(80)	H:m	11.6	9.5	7.4	4.8	-	-	-	-	H:m	12.4	11.1	8.8	5.5	2.7	-	-	
				14.2	12.5	10.5	8.2	5.7	-	-	-		14.9	13.8	11.8	9.3	6.2	-	-	-
80(100)AFP43.7	5(3.7)	3"(80)	H:m	16.6	15.8	14.9	13.3	11.1	8.1	5.3	-	H:m	17.0	16.4	15.5	14.0	11.6	8.1	4.8	-
		4"(100)		15.2	15.3	14.3	13.1	11.8	10.4	8.8	6.8		16.7	16.0	14.9	13.6	12.1	10.4	8.4	5.8

PT. Osmo Marina Mandiri  
 Hunting 021 - 29070732  
 Email info@osmonarina.com

PT. Osmo Marina Mandiri  
Hunting 021 – 29070732  
Email info@osmarina.com